



# FIREXTROL®

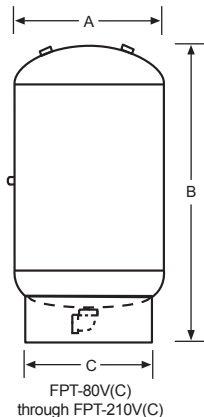
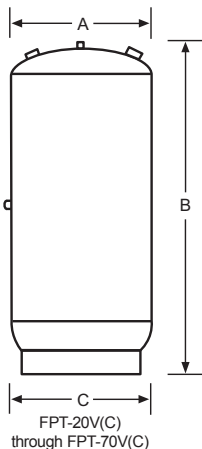
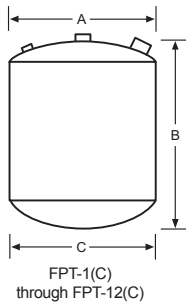
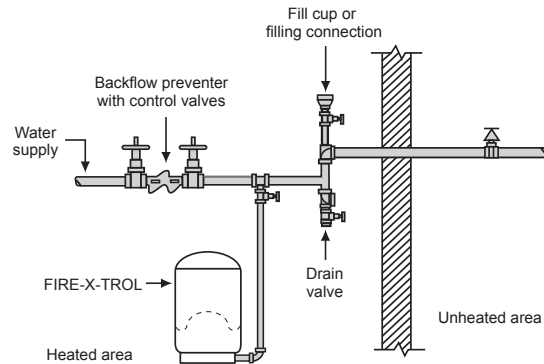
Fire-X-Trol® expansion tanks prevent damage to fire protection systems by accommodating the expanded volume of system fluids that result from temperature changes. This keeps the system pressure below the pressure limitations of the system components. Fire-X-Trol can be used with water, glycerin and propylene glycol systems.



## Features

- For use with anti-freeze fire protection systems per NFPA 13, 2010 TIA 10-2 edition.
- Meets all ASME Section VIII, Division 1 Standards.
- UL® Listed; FM Approved.
- Steel shell with stainless steel system connection.
- Polypropylene liner to help prevent system corrosion.
- High performance elastomer compound diaphragm.
- Available in sizes from 1.5 to 90 gallons.
- Factory pre-charge: 25 psig.

## Typical Installation



## In-Line Models Specifications

Model Number	Tank Volume (Gallons)	Max. Accept. Volume (Gallons)	A Diameter (Inches)	B Height (Inches)	System Conn. NPTF (Inches)	Shipping Weight (lbs.)
FPT-1(C)	1.5	.70	8	9	3/4	16
FPT-5(C)	2.1	.90	10	10	3/4	21
FPT-12(C)	6.4	3.2	12	16	3/4	36

Non-ASME models available. Order Model Number without C suffix. Example: FPT-1.

## Stand Models Specifications

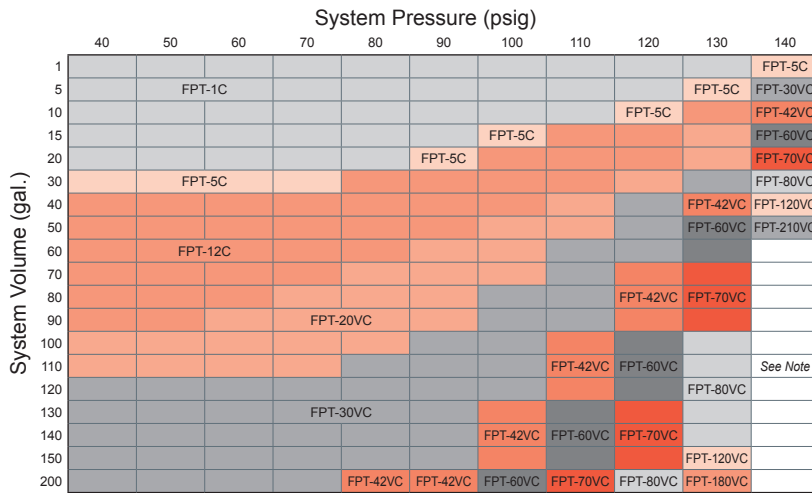
Model Number	Tank Volume (Gallons)	Max. Accept. Volume (Gallons)	A Diameter (Inches)	B Height (Inches)	C Diameter (Inches)	System Conn. NPTF (Inches)	Shipping Weight (lbs.)
FPT-20V(C)	8.0	3.2	12	20	11	3/4	52
FPT-30V(C)	14.0	9.0	16	19	13	3/4	97
FPT-42V(C)	17.5	11.0	16	24	13	3/4	116
FPT-60V(C)	25.0	11.0	16	33	13	3/4	154
FPT-70V(C)	34.0	11.0	16	42	13	3/4	197
FPT-80V(C)	53.0	35.0	24	36	16	1 1/4	251
FPT-120V(C)	66.0	35.0	24	44	16	1 1/4	281
FPT-180V(C)	77.0	35.0	24	49	16	1 1/4	353
FPT-210V(C)	90.0	35.0	24	56	16	1 1/4	382

Non-ASME models available. Order Model Number without C suffix. Example: FPT-20V.

# Anti-Freeze Systems Sizing Charts

## Glycerin Systems

### Sizing Chart for 48% Glycerin System



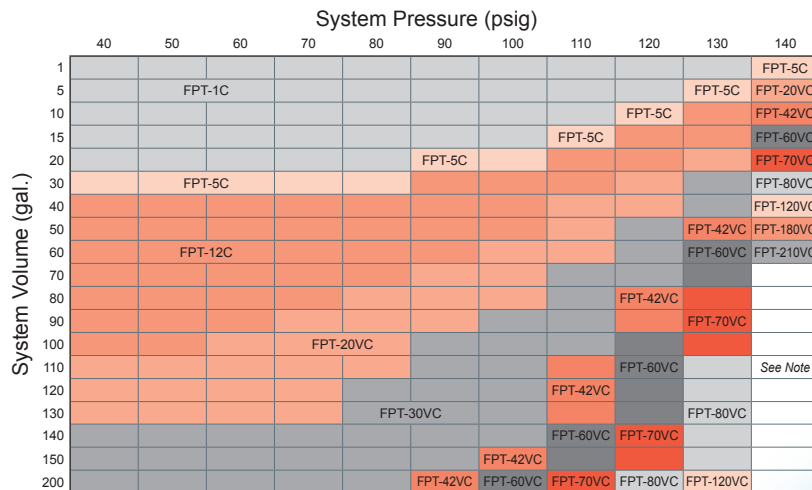
### Glycerin Specifications\*

Solution (by volume)	Specific Gravity at 77°F (25°C)	°F	°C
0%	1.000	32	0
5%	1.014	31	-0.5
10%	1.029	28	-2.2
15%	1.043	25	-3.9
20%	1.059	20	-6.7
25%	1.071	16	-8.9
30%	1.087	10	-12.0
35%	1.100	4	-15.5
40%	1.114	-2	-19.0
45%	1.130	-11	-24.0
50%	1.141	-19	-28.0

\*Chemically Pure (CP) or United States Pharmacopoeia (USP) 96.5%.  
Ref. NFPA13, 2010 TIA 10-2 Edition.

## Propylene Glycol Systems

### Sizing Chart for 38% Propylene Glycol System



### Propylene Glycol Specifications

Solution (by volume)	Specific Gravity at 77°F (25°C)	°F	°C
0%	1.000	32	0
5%	1.004	26	-3
10%	1.008	25	-4
15%	1.012	22	-6
20%	1.016	19	-7
25%	1.020	15	-10
30%	1.024	11	-12
35%	1.028	2	-17
40%	1.032	-6	-21

**Note:** AMTROL recommends installing a pressure reducing valve before the backflow preventer where system pressure is 140 psig and system volume is above 60 gallons.

Assumptions: Maximum Working Pressure: 175 psig.  
Change in Fluid Temperature: 100°F (37.7°C).  
Factory Precharge: 25 PSI.

